

Scaled data based on original data using
LM-66-11 Electrical and Photometric Measurements of Single-Ended Compact
Fluorescent Lamps

Test Report Prepared for
Cooper Lighting Solutions
(formerly Eaton)

Brand: SHAPER

Report Number: 18374

Luminaire Tested: **995-PT-CF2/26**

Issue Date: 3/3/2020

Test Information

Test Method: LM-66-11
Report Number: 18374
Test Lab:
Issue Date: 3/3/2020
Manufacturer: COOPER LIGHTING SOLUTIONS (FORMERLY EATON)
Product Line: SHAPER
Catalog Number: 995-PT-CF2/26
Description: POST TOP LUMINAIRE WITH WHITE INTERIOR AND FLAT RIBBED GLASS LENS

Light Source: TWO SYLVANIA 26 WATT CPFL LAMPS. LUMEN RATING = 3600 LMS.

Ballast/Driver: -

Summary

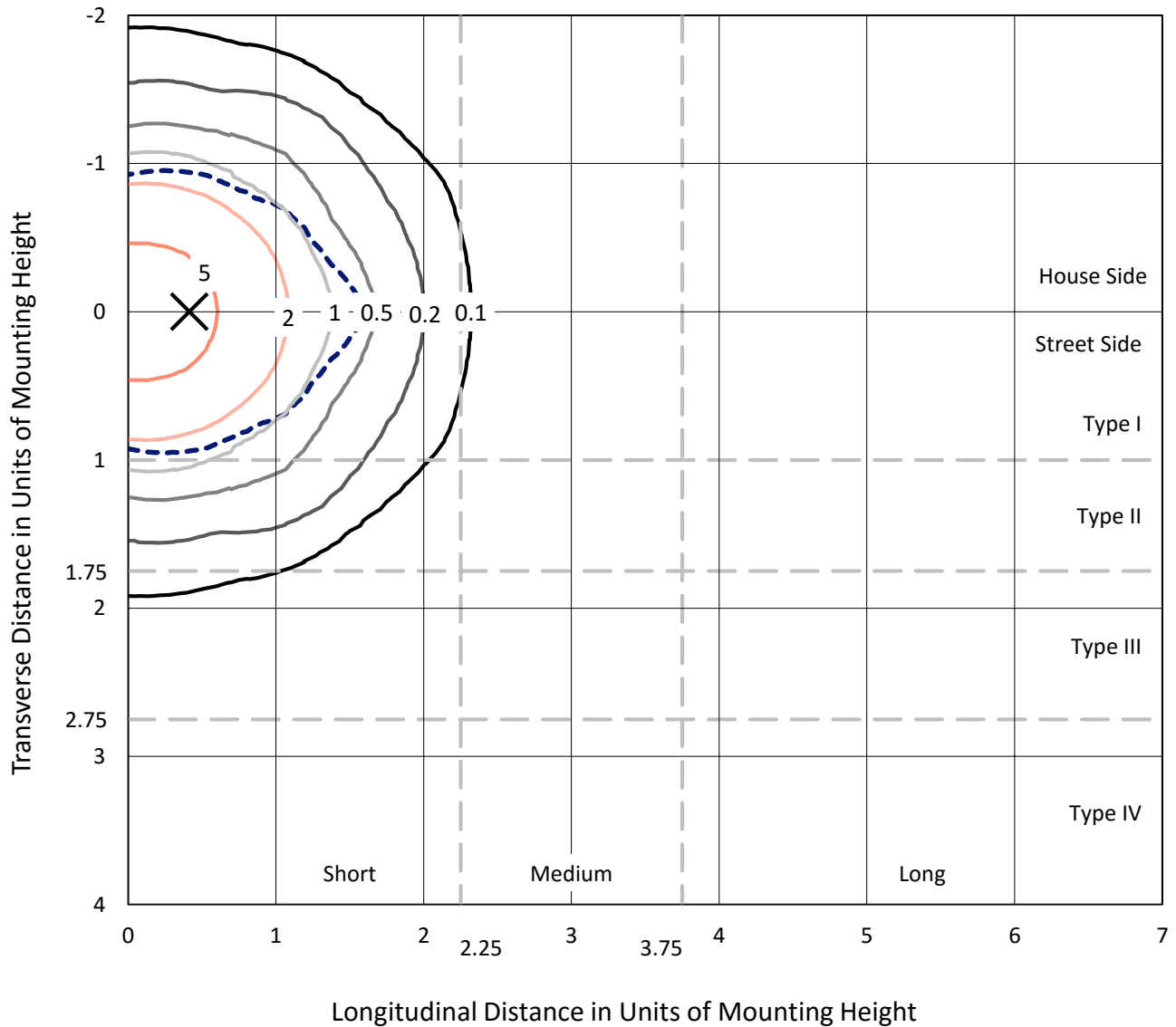
Lumens per Lamp: 3600 (1 lamp)
Luminaire Lumens: 1286.6 lumens
Efficiency: 35.7%
Efficacy: -
Luminous Opening: Rectangular (W 0.58' x L: 1.17' x H: 0')
IES Classification: Type I - Short - Cutoff
BUG Rating: B1 - U0 - G0

Input Watts (W): 0
Input Voltage (V): NR
Input Current (Ain): NR
Voltage Rise (V): NR
Power Factor: NR
Total Harmonic Distortion (THDi): NR
Frequency (hertz): 60
Stabilization Time: NR
Operation Time: NR
Ambient Temperature (°C): NR
Test Distance: 25 FT

REPORT NUMBER: 18374
 CATALOG NUMBER: 995-PT-CF2/26

Iso-Footcandle Lines of Horizontal Illumination

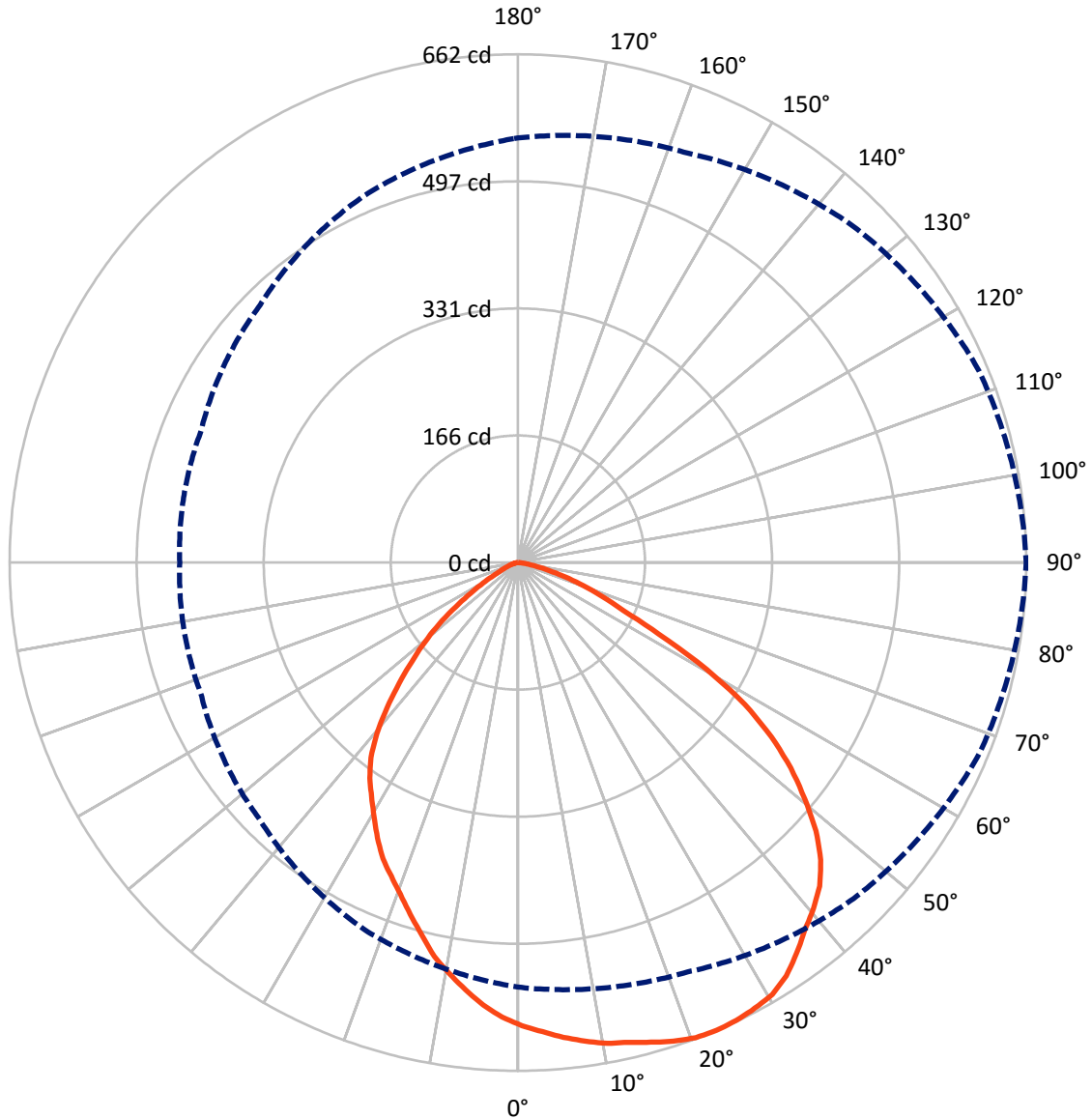
✕ Max cd
 - - - 1/2 Max cd



Based on 9 foot mounting height. Maximum calculated value = 7.6 fc
 Type I - Short - Cutoff

REPORT NUMBER: 18374
CATALOG NUMBER: 995-PT-CF2/26

Luminous Intensity Polar Plot



— Vertical Plane Through 90-Deg Lateral - - - Horizontal Cone Through 22.5-Deg Vertical

REPORT NUMBER: 18374
 CATALOG NUMBER: 995-PT-CF2/26

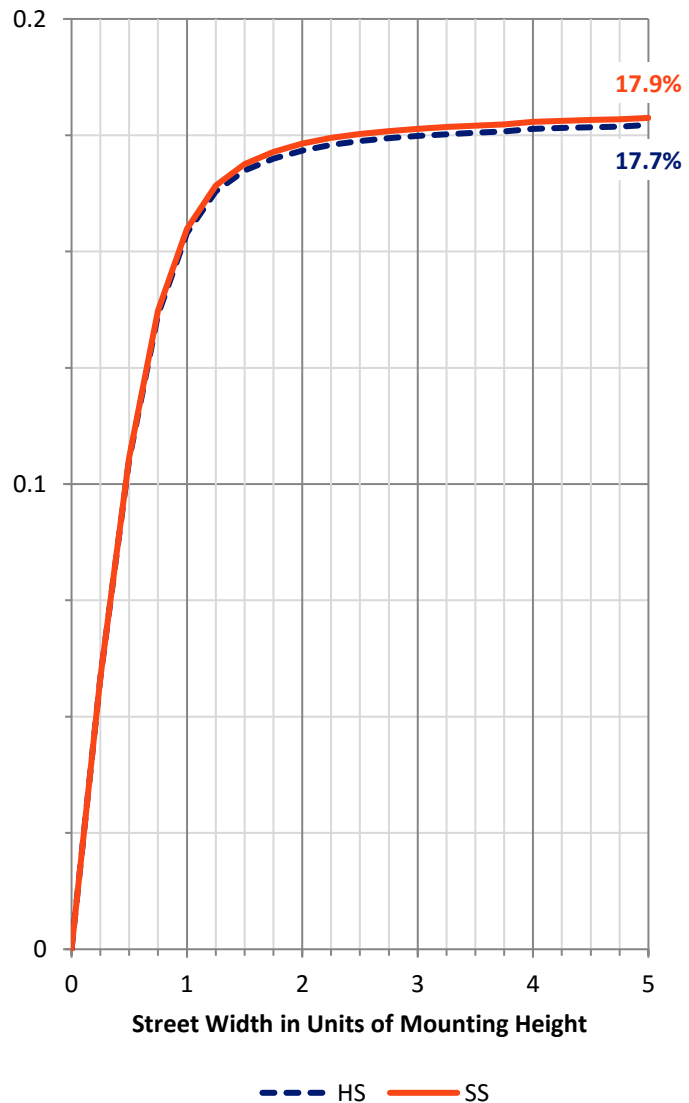
FLUX DISTRIBUTION:

		Downward	Upward	Total
House Side	Lumens	643.3	0.0	643.3
	% Lamp	17.9	0.0	17.9
Street Side	Lumens	643.3	0.0	643.3
	% Lamp	17.9	0.0	17.9
Total	Lumens	1286.6	0.0	1286.6
	% Lamp	35.7	0.0	35.7

Coefficient of Utilization

ZONAL LUMENS:

Zone	Lumens	% Fixture	% Lamp
0°-10°	57.0	4.4	1.6
10°-20°	162.9	12.7	4.5
20°-30°	247.1	19.2	6.9
30°-40°	288.9	22.5	8.0
40°-50°	253.7	19.7	7.0
50°-60°	153.7	11.9	4.3
60°-70°	75.9	5.9	2.1
70°-80°	37.6	2.9	1.0
80°-90°	9.7	0.8	0.3
90°-100°	0.0	0.0	0.0
100°-110°	0.0	0.0	0.0
110°-120°	0.0	0.0	0.0
120°-130°	0.0	0.0	0.0
130°-140°	0.0	0.0	0.0
140°-150°	0.0	0.0	0.0
150°-160°	0.0	0.0	0.0
160°-170°	0.0	0.0	0.0
170°-180°	0.0	0.0	0.0
0°-90°	1286.6	100.0	35.7
0°-180°	1286.6	100.0	35.7

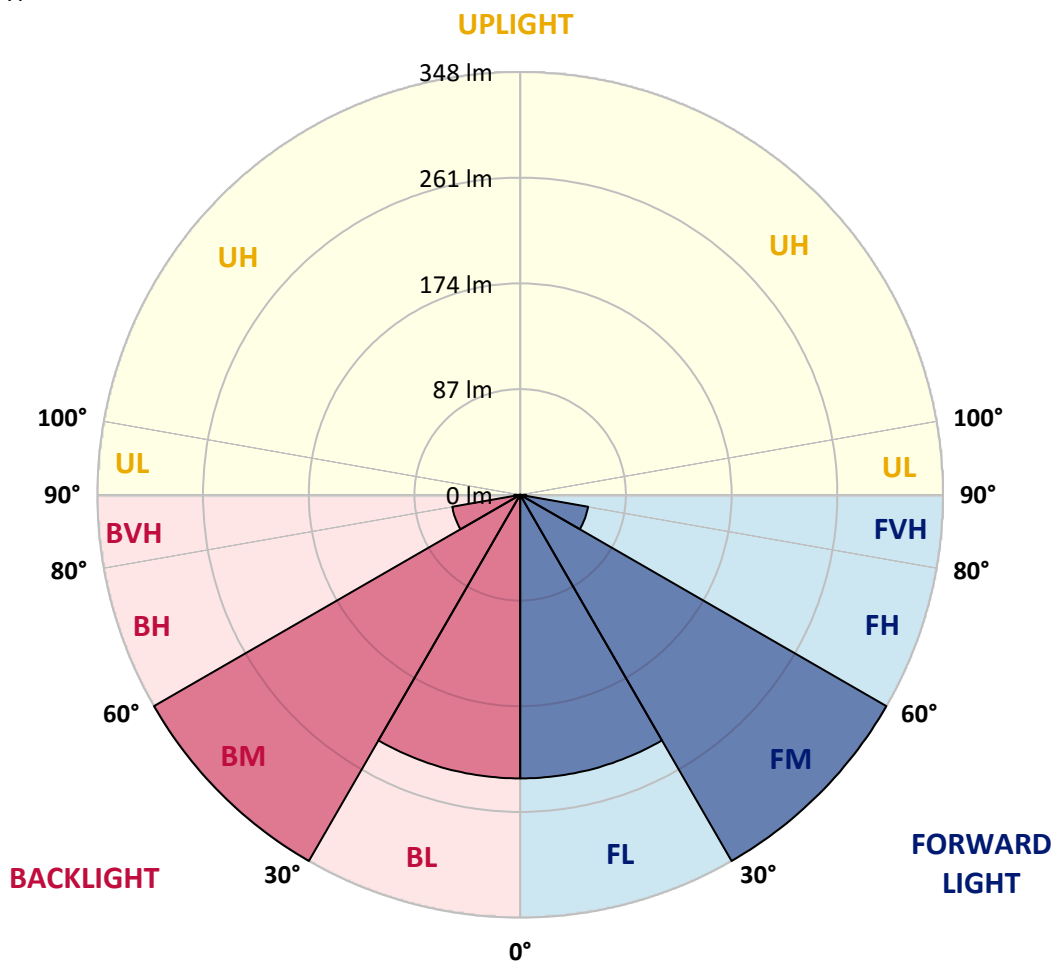


REPORT NUMBER: 18374
 CATALOG NUMBER: 995-PT-CF2/26

LUMINAIRE CLASSIFICATION SYSTEM LUMEN TABLE AND BUG RATING:

Zone	Lumens	% Lamp	Zone Rating/Lumen Limit		
			B	U	G
FL (0°-30°)	233.5	6.5			
FM (30°-60°)	348.2	9.7			
FH (60°-80°)	56.7	1.6			G0/660
FVH (80°-90°)	4.9	0.1			G0/10
BL (0°-30°)	233.5	6.5	B1/500		
BM (30°-60°)	348.2	9.7	B1/1000		
BH (60°-80°)	56.7	1.6	B0/110		G0/110
BVH (80°-90°)	4.9	0.1			G0/10
UL (90°-100°)	0.0	0.0		U0/0	
UH (100°-180°)	0.0	0.0		U0/0	
Trapped Light	2313.4	64.3			

BUG Rating: B1-U0-G0
 Type I Short





REPORT NUMBER: 18374
 CATALOG NUMBER: 995-PT-CF2/26

CANDELA DISTRIBUTION (FULL):

	0°	22.5°	45°	67.5°	90°	112.5°	135°	157.5°	180°	202.5°	225°
0°	603.4	603.4	603.4	603.4	603.4	603.4	603.4	603.4	603.4	603.4	603.4
2.5°	602.8	605.5	609.2	612.4	612.1	612.4	609.2	605.5	602.8	600.2	596.2
5°	600.4	605.7	613.8	620.1	621.5	620.1	613.8	605.7	600.4	595.4	586.5
7.5°	597.1	604.9	616.9	626.7	629.8	626.7	616.9	604.9	597.1	589.0	575.4
10°	592.6	602.7	619.3	633.0	637.1	633.0	619.3	602.7	592.6	581.0	561.2
12.5°	587.9	600.2	620.8	635.2	641.5	635.2	620.8	600.2	587.9	572.7	546.5
15°	581.8	596.4	619.8	638.6	648.6	638.6	619.8	596.4	581.8	562.0	531.3
17.5°	574.9	592.2	618.9	643.7	655.9	643.7	618.9	592.2	574.9	550.3	515.4
20°	564.7	586.3	618.7	648.6	660.9	648.6	618.7	586.3	564.7	534.7	494.9
22.5°	553.2	577.4	619.0	650.8	662.3	650.8	619.0	577.4	553.2	518.7	474.9
25°	539.7	565.3	616.0	649.7	660.9	649.7	616.0	565.3	539.7	500.8	454.1
27.5°	522.9	547.9	608.9	645.1	657.7	645.1	608.9	547.9	522.9	480.7	432.6
30°	504.1	529.3	598.2	638.2	653.0	638.2	598.2	529.3	504.1	459.0	412.3
32.5°	481.4	507.6	582.1	628.5	642.1	628.5	582.1	507.6	481.4	433.5	388.2
35°	455.6	484.4	563.0	613.2	625.3	613.2	563.0	484.4	455.6	406.2	363.2
37.5°	422.0	455.9	537.0	593.2	607.5	593.2	537.0	455.9	422.0	373.3	337.5
40°	384.5	425.6	507.9	573.4	592.8	573.4	507.9	425.6	384.5	336.8	308.5
42.5°	338.1	393.5	474.9	548.9	576.6	548.9	474.9	393.5	338.1	297.0	268.9
45°	282.6	338.9	426.2	520.4	553.1	520.4	426.2	338.9	282.6	252.1	224.2
47.5°	238.4	290.5	345.4	483.2	522.6	483.2	345.4	290.5	238.4	214.1	175.7
50°	189.2	247.7	284.9	429.0	484.4	429.0	284.9	247.7	189.2	172.3	146.4
52.5°	146.7	195.6	273.7	343.1	445.2	343.1	273.7	195.6	146.7	137.9	138.1
55°	113.3	149.0	253.4	267.3	400.8	267.3	253.4	149.0	113.3	104.7	116.3
57.5°	95.1	114.3	222.8	225.6	348.6	225.6	222.8	114.3	95.1	79.9	98.1
60°	89.2	93.7	179.2	188.3	282.8	188.3	179.2	93.7	89.2	65.3	73.9
62.5°	82.5	85.8	132.5	160.4	206.1	160.4	132.5	85.8	82.5	61.1	55.5
65°	66.4	81.3	96.3	137.0	151.4	137.0	96.3	81.3	66.4	55.2	37.4
67.5°	48.5	73.3	68.0	124.6	119.7	124.6	68.0	73.3	48.5	46.1	25.8
70°	33.7	56.6	57.1	110.2	90.4	110.2	57.1	56.6	33.7	35.0	20.3
72.5°	35.3	37.3	58.1	93.2	64.8	93.2	58.1	37.3	35.3	22.7	19.3
75°	45.5	37.7	63.9	74.4	42.7	74.4	63.9	37.7	45.5	23.1	18.3
77.5°	32.0	47.4	50.2	49.0	25.9	49.0	50.2	47.4	32.0	27.3	16.8
80°	20.9	34.4	36.0	34.4	14.8	34.4	36.0	34.4	20.9	19.7	9.8
82.5°	19.7	21.7	25.3	22.1	8.0	22.1	25.3	21.7	19.7	10.4	5.6
85°	12.3	15.7	18.6	10.2	3.7	10.2	18.6	15.7	12.3	4.9	2.7
87.5°	2.9	4.1	4.1	3.5	1.1	3.5	4.1	4.1	2.9	1.1	0.9
90°	0.5	0.5	0.5	0.5	0.5	0.5	0.5	0.5	0.5	0.5	0.5



REPORT NUMBER: 18374
 CATALOG NUMBER: 995-PT-CF2/26

CANDELA DISTRIBUTION (continued):

	247.5°	270°	292.5°	315°	337.5°	360°
0°	603.4	603.4	603.4	603.4	603.4	603.4
2.5°	593.2	592.6	593.2	596.2	600.2	602.8
5°	580.3	578.2	580.3	586.5	595.4	600.4
7.5°	564.7	560.8	564.7	575.4	589.0	597.1
10°	547.7	542.7	547.7	561.2	581.0	592.6
12.5°	530.9	524.5	530.9	546.5	572.7	587.9
15°	510.1	500.8	510.1	531.3	562.0	581.8
17.5°	487.9	479.2	487.9	515.4	550.3	574.9
20°	466.0	458.3	466.0	494.9	534.7	564.7
22.5°	447.0	440.6	447.0	474.9	518.7	553.2
25°	430.1	424.2	430.1	454.1	500.8	539.7
27.5°	412.0	402.7	412.0	432.6	480.7	522.9
30°	391.2	380.3	391.2	412.3	459.0	504.1
32.5°	369.0	359.7	369.0	388.2	433.5	481.4
35°	349.2	340.7	349.2	363.2	406.2	455.6
37.5°	324.3	318.3	324.3	337.5	373.3	422.0
40°	296.2	289.0	296.2	308.5	336.8	384.5
42.5°	263.3	254.8	263.3	268.9	297.0	338.1
45°	227.1	220.8	227.1	224.2	252.1	282.6
47.5°	190.1	188.7	190.1	175.7	214.1	238.4
50°	149.6	159.1	149.6	146.4	172.3	189.2
52.5°	116.1	130.5	116.1	138.1	137.9	146.7
55°	87.8	99.4	87.8	116.3	104.7	113.3
57.5°	69.0	73.6	69.0	98.1	79.9	95.1
60°	53.2	52.4	53.2	73.9	65.3	89.2
62.5°	40.7	35.9	40.7	55.5	61.1	82.5
65°	31.2	24.9	31.2	37.4	55.2	66.4
67.5°	23.7	19.0	23.7	25.8	46.1	48.5
70°	19.0	14.4	19.0	20.3	35.0	33.7
72.5°	14.7	10.6	14.7	19.3	22.7	35.3
75°	11.4	7.4	11.4	18.3	23.1	45.5
77.5°	8.0	4.9	8.0	16.8	27.3	32.0
80°	5.1	3.1	5.1	9.8	19.7	20.9
82.5°	2.9	1.9	2.9	5.6	10.4	19.7
85°	1.2	1.1	1.2	2.7	4.9	12.3
87.5°	0.7	0.5	0.7	0.9	1.1	2.9
90°	0.5	0.5	0.5	0.5	0.5	0.5

(END OF REPORT)